

Module 2, Section 1: Adolescence

Section Title: Adolescent Development General Intro.-Title Screen		Flowchart #: 0.0 00000,0	
Section Objective: Introduce the module.			
Treatment/Theme: Media is text + digitized picture			
Testing:			
#Studio Video Seconds:		#On Location Video Seconds:	#On Location Audio Seconds:
#Photo/Audio CD's:	#Graphics: 1 (picture)	Graphics Animation:	Graphics Vendor:
LD Clip ID:	LD Descriptor:		LD Start/End Frame:
Remarks: Picture is 5 pictures from panels on host set			Branch To:

Computer Text:

Adolescence Module


Adolescence is often thought of as a time of life parents hate and children love.

Visuals (specify LD or CMP):

Audio (specify A1 or A2):

None

CMP



Module 2, Section 1: Adolescence


Section Title: Adolescent Development General Introduction		Flowchart #: 0.0-1 00000,1	
Section Objective: Introduction to the module			
Treatment/Theme: media is text + video + v/o/v			
Testing:			
#Studio Video Seconds:		#On Location Video Seconds: Park	#On Location Audio Seconds:
#Photo/Audio CD's:	#Graphics:	Graphics Animation:	Graphics Vendor:
LD Clip ID:	LD Descriptor:		LD Start/End Frame:
Remarks: .Video is teen 1 + Kathy sitting on bench in a park, talking. Clark + Johanna join them. . At the end of narration dissolve video automatically into next screen (Host's set).			Branch To:

Computer Text:

Adolescence

Visuals (specify LD or CMP):

LD- Scene is teenagers on bench in park.



Audio (specify A1 or A2):

A1- Narrator+v/o/v


Adolescence is often thought of as a time of life parents hate and children love. It is considered the golden years between childhood and adulthood, when the world opens up with new experiences. It is a time of tremendous emotional and physical growth. This makes adolescents capable of extraordinary commitment and altruism, as well as shocking violence and dangerous behaviors.

Module 2, Section 1: Adolescence

Section Title: Adolescent Development General Introduction		Flowchart #: 0.0-2 000000, 2	
Section Objective: Introduce the module.			
Treatment/Theme: Media is text and video/ host			
Testing:			
#Studio Video Seconds: 00.01.55		#On Location Video Seconds: Host's set	#On Location Audio Seconds:
#Photo/Audio CD's:	#Graphics:	Graphics Animation:	Graphics Vendor:
LD Clip ID:	LD Descriptor:		LD Start/End Frame:
Remarks: Video is host sitting on his desk, then walking around to introduce each section.		Branch To:	

Computer Text:
Adolescence

Visuals (specify LD or CMP):
LD-Scene is host on the host's set. Starts with host sitting on his desk.



Audio (specify A1 or A2):

A1-Host

Hi I'm Dr. Cauble. I'm a social work professor at Kansas State University and will accompany you throughout this module. I have spent my career studying and working with children and their families. My experience has taught me that for both children and parents, adolescence can be a trying time of life. It is the time between childhood and adulthood when the world opens up with new experiences. It is a time of tremendous physical growth and emotional upheaval. Adolescents are capable of extraordinary commitment and altruism, as well as shocking violence and dangerous behaviors.

The Social Service System becomes intimately involved in the lives of adolescents when they are in conflict with society and its agencies. This occurs when adolescents:

- *suffer emotionally at a level that exceeds their parents ability to help them,
- *cause others to suffer,
- *are victims of abuse or neglect, or
- *become parents themselves.

In order to help the troubled teen, social workers need information about the adolescent stage of life. This module addresses adolescent issues of particular concern to social workers.

There are 5 sections in this module (**Host goes in front of section 1**). The Adolescent Development section describes the process of physical and cognitive development and the possible emotional impact of that development. Special developmental issues like sexual maturation are discussed.

(**Host walks to section 2**). The Parenting Issues section describes strategies parents or caretakers can use for managing

adolescent behavior. Skills necessary to teach adolescents how to become responsible adults and good decision makers are identified. The section also includes suggestions for managing anger, offering choices, and dealing with control battles. The difficult circumstance of the teen parent is also explored.

(Host walks to section 3) The Adolescent and School System section describes the impact of SRS involvement on the adolescent's school performance. Strategies for working with the school system and difficult problems, like truancy, are also discussed.

(Host walks to section 4) The Placement Issues section discusses a variety of placement options, including independent living, for the adolescent. Strategies to maintain placements, emphasizing the use of crisis or safety plan, are described. The section also makes suggestions for ways to develop new placements. Approaches to working with the juvenile offender are presented.

(Host walks to section 5) Cases of adolescent suicide and violence are troubling for all of us. The Teens at Risk section identifies risk factors associated with both teen suicide and violence, as well as presenting the social worker's legal obligations in these circumstances. This section also includes a discussion of adolescent gangs.

Module 2, Section 1: Adolescence

Section Title: Adolescent Development Main Menu - Menu Screen		Flowchart #: 0.0-3 000000,3	
Section Objective: menu screen			
Treatment/Theme: Media is text + graphics			
Testing:			
#Studio Video Seconds:		#On Location Video Seconds:	#On Location Audio Seconds:
#Photo/Audio CD's:	#Graphics: 5 (buttons)+ 5(pictures)	Graphics Animation:	Graphics Vendor:
LD Clip ID:	LD Descriptor:		LD Start/End Frame:
Remarks: Graphic is bullets and check marks. Check marks appear when sub section has been read. The whole sentence and the bullet is active for each point. Create button over bullets and text. Text in front of pictures on transparent screen. Pictures as background: digitized of 5 pictures from host's set panels		Branch To: 1.0-0 2.0-0 3.0-0 4.0-0 5.0-0	

Computer Text:

This module contains five different sections. Choose a section by clicking on one of the titles below.

- (Button) .Adolescent development
- (Button) .Parenting Issues
- (Button) .Adolescents and the School System
- (Button) .Placement Issues
- (Button) .Teens at Risk

Visuals (specify LD or CMP):

CMP

Audio (specify A1 or A2):

None

<h3 style="margin: 0;">ADOLESCENCE</h3> <ul style="list-style-type: none"> - Adolescent Development - Parenting Issues - Adolescents & the School System - Placement Issues - Teens at Risk
--

Module 2, Section 1: Adolescence

Section Title: Adolescent Development Title Screen		Flowchart #: 1.0-0 10000, 0	
Section Objective: The learner will be able to <ol style="list-style-type: none"> 1. Identify stages of physical, emotional, and cognitive development in adolescence. 2. Describe the impact of culture on adolescents development. 3. Identify normal adolescent development. 4. List special developmental issues 			
Treatment/Theme: Media is text+ digitized picture			
Testing:			
#Studio Video Seconds:		#On Location Video Seconds:	
#On Location Audio Seconds:			
#Photo/Audio CD's:	#Graphics: 1	Graphics Animation:	Graphics Vendor:
LD Clip ID:	LD Descriptor:		LD Start/End Frame:
Remarks: .Graphic in right and bottom corner of screen: symbol representing section. . Dissolve automatically into next screen. .Background is digitized of picture from panel section 1 (Host's set)			Branch To:

Computer Text:
Adolescent Development

"Adolescence starts in biology and ends in culture".

Visuals (specify LD or CMP):
CMP

Audio (specify A1 or A2):
None

